

Filter statement **Months in Alarm DateTime** and **Is Active** and **Is Locked** and **Incident Type Group** and **Location City** and **Incident Number** and **Agency Name** and **Unit Arrival Order**

Filters **Months in Alarm DateTime** Last Month | **Is Active** true | **Is Locked** true | **Location City** Springboro, Clearcreek Twp | **Incident Number** All items starting with "21"

Monthly Report- April 2026

EMS Apparatus Counts in Districts

District	Incident Counts					
	EM21	M21	M22	M23	M24	Grand Total
2100	13	77	7		12	92
2200	8	7	41	1	6	53
2300	3	3	1	25		29
2400	25	7	12	2	62	79
Grand Total	49	94	61	28	80	253

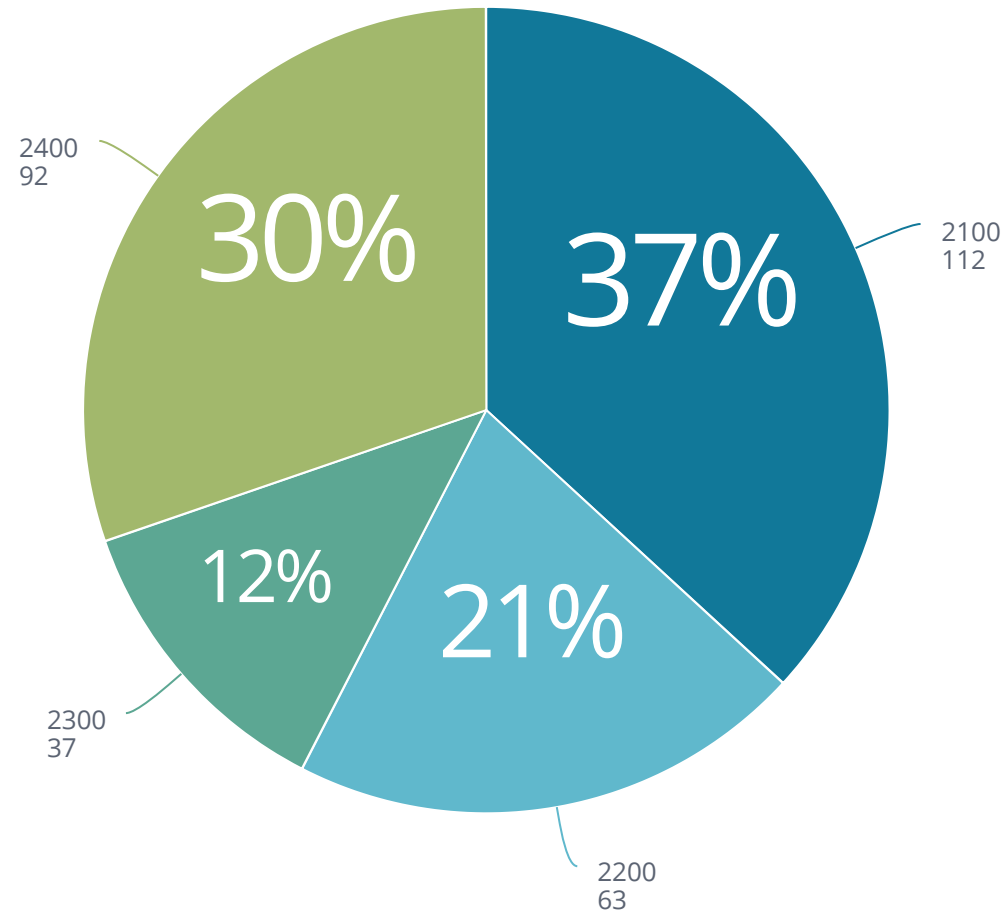
Fire Apparatus Counts in Districts

District	Incident Counts						
	BA21	E22	E23	E24	L24	R21	Grand Total
2100	9	4	5	2	4	33	40
2200	8	11	4	4	3	5	23
2300	2	1	7			2	11
2400	6		1	14	18	2	32
Grand Total	25	16	17	20	25	42	106

Filter statement **Months in Alarm DateTime** and **Is Active** and **Is Locked** and **Incident Type Group** and **Location City** and **Incident Number** and **Agency Name** and **Unit Arrival Order**

Filters **Months in Alarm DateTime** Last Month | **Is Active** true | **Is Locked** true | **Location City** Springboro, Clearcreek Twp | **Incident Number** All items starting with "21"

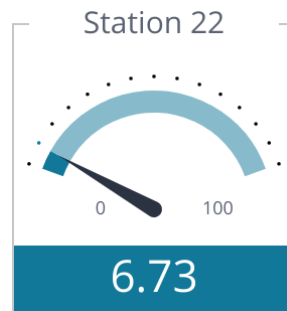
Fire and EMS Apparatus Percentage Counts in Districts



Filter statement **Months in Alarm DateTime** and **Is Active** and **Is Locked** and **Incident Type Group** and **Location City** and **Incident Number** and **Agency Name** and **Unit Arrival Order**

Filters **Months in Alarm DateTime** Last Month | **Is Active** true | **Is Locked** true | **Location City** Springboro, Clearcreek Twp | **Incident Number** All items starting with "21"

Total Percentage of Time Station 22 is Out of Service



Station 22 Unit Hour Utilization

ApparatusID	Incidents	Dispatch to Clear
E22	16	03h:42m:00s
M22	61	44h:43m:47s
Grand Total	76	48h:25m:47s

Total Percentage of Time Station 23 is Out of Service



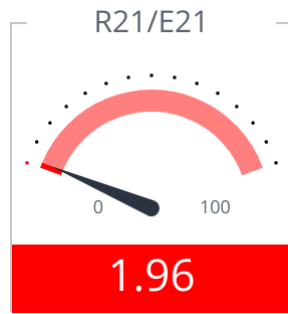
Station 23 Unit Hour Utilization

ApparatusID	Incidents	Dispatch to Clear
E23	17	05h:27m:06s
M23	28	21h:54m:24s
Grand Total	45	27h:21m:30s

Filter statement **Months in Alarm DateTime** and **Is Active** and **Is Locked** and **Incident Type Group** and **Location City** and **Incident Number** and **Agency Name** and **Unit Arrival Order**

Filters **Months in Alarm DateTime** Last Month | **Is Active** true | **Is Locked** true | **Location City** Springboro, Clearcreek Twp | **Incident Number** All items starting with "21"

Total Percentage of Time Rescue 21 is Out o...



Total Percentage of Time Engine 22 in Out of...



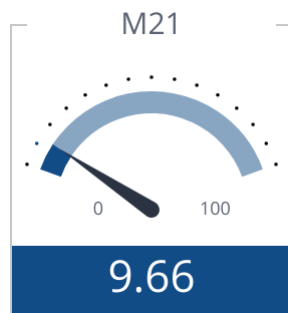
Total Percentage of Time Engine 23 is Out of...



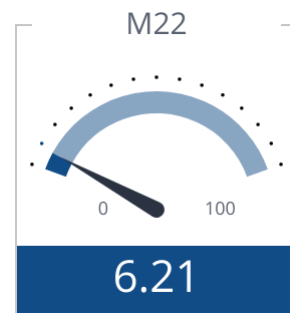
Total Percentage of Time Ladder 24 is Out of...



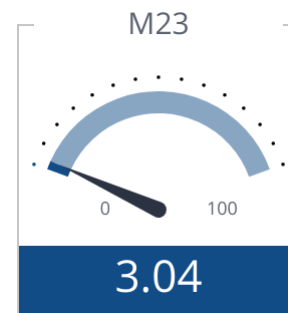
Total Percentage of Time Medic 21 is Out of ...



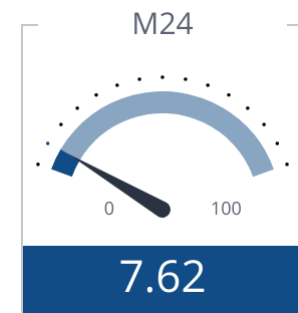
Total Percentage of Time M22 22 in Out of S...



Total Percentage of Time Station 23 is Out of...



Total Percentage of Time Medic 24 is Out of ...



Filter statement **Months in Alarm DateTime** and **Is Active** and **Is Locked** and **Incident Type Group** and **Location City** and **Incident Number** and **Agency Name** and **Unit Arrival Order**

Filters **Months in Alarm DateTime** Last Month | **Is Active** true | **Is Locked** true | **Location City** Springboro, Clearcreek Twp | **Incident Number** All items starting with "21"

90th Percentile Unit Response Times for all apparatus (21, 22,...

90th Percentile Unit Response Time

8m:19s

90th Percentile Unit Travel Times for all apparatus (21, 22, 23,...

90th Percentile Unit Travel Time

6m:43s

90th Percentile Unit Turnout Times for all apparatus (21, 22, 2...

90th Percentile Unit Turnout Time

1m:57s

Average Unit Response Times for all apparatus (21, 22, 23, an...

Average Unit Response Time

5m:54s

Average Unit Travel Times for all apparatus (21, 22, 23, and 24)

Average Unit Travel Time

4m:42s

Average Unit Turnout Times for all apparatus (21, 22, 23, and ...

Average Unit Turnout Time

1m:13s

90th Percentile Unit Respons... **8m:19s**

90th Percentile Unit Travel Ti... **6m:43s**

90th Percentile Unit Turnout ... **1m:57s**

Filter statement **Months in Alarm DateTime** and **Is Active** and **Is Locked** and **Incident Type Group** and **Location City** and **Incident Number** and **Agency Name** and **Unit Arrival Order**

Filters **Months in Alarm DateTime** Last Month | **Is Active** true | **Is Locked** true | **Location City** Springboro, Clearcreek Twp | **Incident Number** All items starting with "21"

Mutual Aid Counts

